



# THEATRE IV Classroom Connections

## Teacher Resources



### In the Classroom For Teachers & Students Grades K - 5

*The Sleeping Beauty* and the Classroom Connections Study Guide are produced in support of the following Virginia Standards of Learning: Language Arts K.1, K.2, K.3, K.6, K.8, K.11, 1.1., 1.2, 1.8, 1.9, 1.12, 2.2, 2.3, 2.8, 2.11, 3.1, 3.5, 3.10, 4.1, 4.2, 4.4, 4.7, 5.1, 5.5, 5.8; Science K.1, 1.1, 1.2, 2.1, 3.1, 4.1, 4.2, 5.1; and Music K.11, 1.11, 2.10, 3.14, 4.14, 5.12.



### At the Library

*Perrault's Fairy Tales* (Dover Children's Classics) by Charles Perrault, Gustave Dore.

*Sleeping Beauty* (Classic Fairy Tales) by Brothers Grimm and Debbie Lavreys

*The Complete Fairy Tales of Charles Perrault*, by Charles Perrault. Illustrated by Sally Holmes; Translated by Nicoletta Simborowski and Neil Philip

*The Sleeping Beauty*, by C.S. Evans.



### On the Web

Charles Perrault on Wikipedia:  
[http://en.wikipedia.org/wiki/Charles\\_Perrault](http://en.wikipedia.org/wiki/Charles_Perrault)

The Palace of Versailles online:  
<http://en.chateauversailles.fr/homepage>

The Project Gutenberg e-Book, the Fairy Tales of Charles Perrault:  
<http://www.gutenberg.org/files/29021/29021-h/29021-h.htm>

# The Sleeping Beauty

Script, Music & Lyrics by  
Richard R. Giersch




Enjoy this Theatre IV production of the classic fairy tale, *The Sleeping Beauty*. In it, a curse is bestowed upon Princess Nichole by a fairy who thinks she has been snubbed when King Louis forgets to invite her to Nichole's christening. While the other fairies bestow Nichole with gifts such as charm, grace, modesty, patience, and beauty, the evil Elvira puts a spell on Nichole which will come to pass on the eve of her 17<sup>th</sup> birthday. A palace servant, Philippe, proves he is a 'true prince' when he saves the princess Nichole from the evil curse.

The play also features a reluctant king, Louis, who pines for a life as a juggler in the circus, and Madame Sophie, his mother, who is briefly turned into a frog by the evil Elvira.

Set in the beautiful French palace of Versailles in the 18<sup>th</sup> century, this tale of love, responsibility, greed, and jealousy also features its fair share of humor, music, and even a little juggling!

A fairy tale is a type of short story featuring fantasy characters, such as fairies, goblins, elves, trolls, dwarves, giants, mermaids or gnomes. It also includes magic or enchantments. Today's fairy tales have evolved from centuries-old stories that have appeared, with variations, in multiple cultures around the world.

# Too Many Balls in the Air: Force and Motion in Juggling



Using this sheet as a guide, lead students in a discovery lab experience about force and motion as they relate to juggling.

Prediction: Why do you think it is difficult to learn to juggle?

---

---

Materials:

Two tennis or racquet balls for each group of students

Procedures:

1. Take turns trying to “juggle” the two balls.
2. Talk with your group about what you observe:
  - a. What is making the balls move?
  - b. In what direction or directions are the balls moving?
  - c. Do the balls change direction? If so, why do you think they are changing directions?
  - d. Are there different ways to juggle the balls that allow you to juggle without dropping a ball?
3. Use the space below to illustrate the path of the balls through the air when a person juggles.

Observations (Draw the paths of the balls juggled. Label your drawing with arrows showing the balls' motion / direction):

Conclusion: When someone juggles balls in the air, what force(s) are at work? Explain.

---

---

Vocabulary to Know:

Kinetic energy

Gravity

Force

# Cast a Spell

Rhyme: close similarity in the final sounds of two or more words or lines of verse, such as in the words *single, mingle*.

The fairies Elvira and Annabelle both cast spells during *The Sleeping Beauty*. Which words in each of these spells rhyme? With a partner, write a rhyming evil spell and another that breaks it!

## Elvira's Spell for Sophie

Eye of blow toad  
Ear of a doggie  
Turn this woman  
Into a froggie!

## Annabelle's Spell for Sophie

A chicken's lips  
A coyote's paw  
Change this frog  
Into a Ma.

*Bonus: Annabelle's spell didn't quite undo Elvira's. What was "left over" from Elvira's spell on Sophie?*

Your Spell #1:

---

---

---

---

---

Your Spell #2:

---

---

---

---

---

The other wood fairies bestowed upon Nichole beauty, charm, patience, grace, modesty, and wit. These are all good traits! If a woodland fairy visited you, what character trait would you want her to bestow upon you? Explain.

---

---

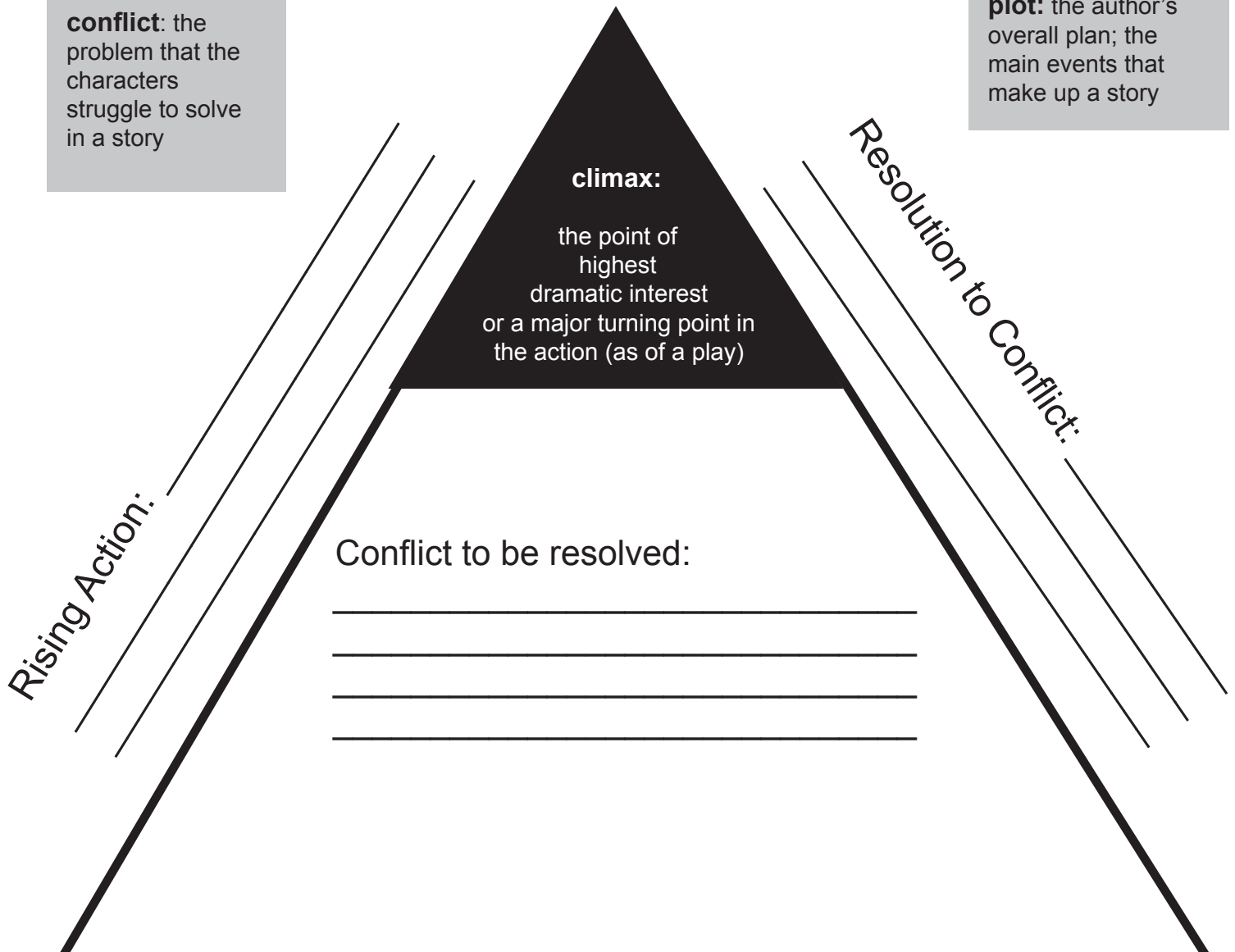
# Plotting the Action!

When an author writes a book, or a playwright writes a play, they develop the plot of the story by creating a conflict, building the conflict to a climax, then ending the story with a resolution to the conflict. Analyze the action in the play, *The Sleeping Beauty*, on the chart below.

Climax: \_\_\_\_\_  
\_\_\_\_\_

**conflict:** the problem that the characters struggle to solve in a story

**plot:** the author's overall plan; the main events that make up a story



## Extend it!

Use what you have learned about plotting the action of a story to write your own! Create your own plot triangle to record some ideas about the conflict, action, climax, and resolution in your own story.

# Set a Setting

In literature, writers emphasize setting in various ways - through events, action, and description. Some settings are unimportant; others are extremely important in understanding the entire story. In a play, the setting is portrayed not only through events and action, but through props, costumes, and set design.

Think about *The Sleeping Beauty* and record ideas about its setting below. Then use the space at the bottom of the page to illustrate a setting that you would like to write about.

Props / costumes / set design that showed the PLACE



The Sleeping Beauty

Props / costumes / set design that showed the TIME

Written description of the setting:

---

---

---

My Setting



# Cues at the Theatre



114 West Broad St.  
Richmond, VA 23220  
1.800.235.8687

www.TheatreIV.org

Theatre IV Presents

*The Sleeping Beauty*

Script, Music & Lyrics  
by Richard R. Giersch  
(based on the classic tale)

Theatre IV

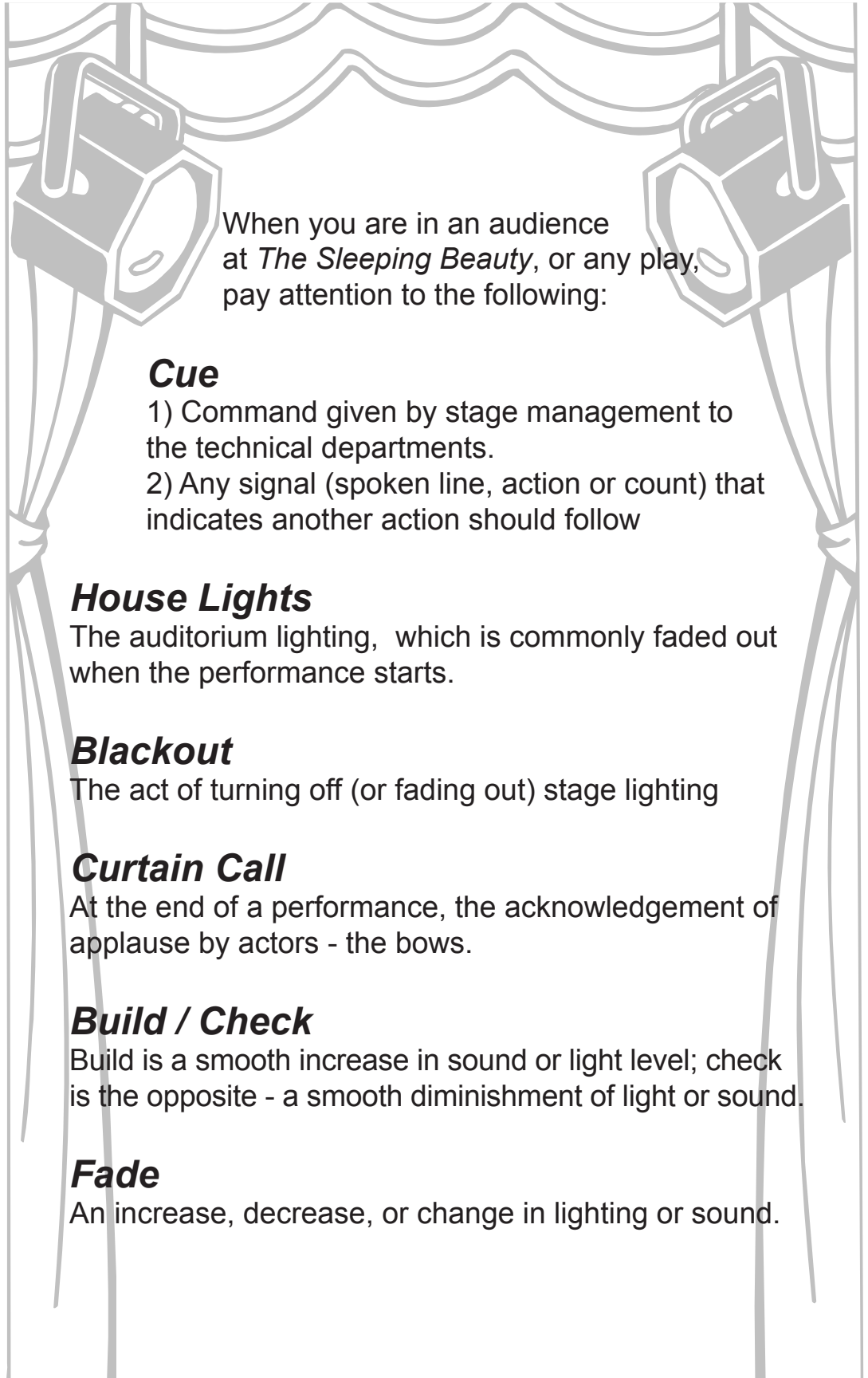
Bruce C. Miller,  
Artistic Director

Phil Whiteway,  
Managing Director

Classroom Connections  
Study Guide written by  
Heather Widener, MAT  
Widener Consulting LLC

This Classroom Connections Study Guide and the text contained herein are the property of Theatre IV. Photocopying of the study guide is permitted. Any other use of the contents must be accompanied by the phrase, "Text used with permission from Theatre IV - Richmond, VA."

© Theatre IV, 2012.



When you are in an audience at *The Sleeping Beauty*, or any play, pay attention to the following:

## **Cue**

- 1) Command given by stage management to the technical departments.
- 2) Any signal (spoken line, action or count) that indicates another action should follow

## **House Lights**

The auditorium lighting, which is commonly faded out when the performance starts.

## **Blackout**

The act of turning off (or fading out) stage lighting

## **Curtain Call**

At the end of a performance, the acknowledgement of applause by actors - the bows.

## **Build / Check**

Build is a smooth increase in sound or light level; check is the opposite - a smooth diminishment of light or sound.

## **Fade**

An increase, decrease, or change in lighting or sound.

